


CB Industrial Product Holding Berhad

Equipping Palm Oil Industries Around The World



Investor Update 2009
Financial Highlights for Period
Ended 30 June 2009

Financial Highlights

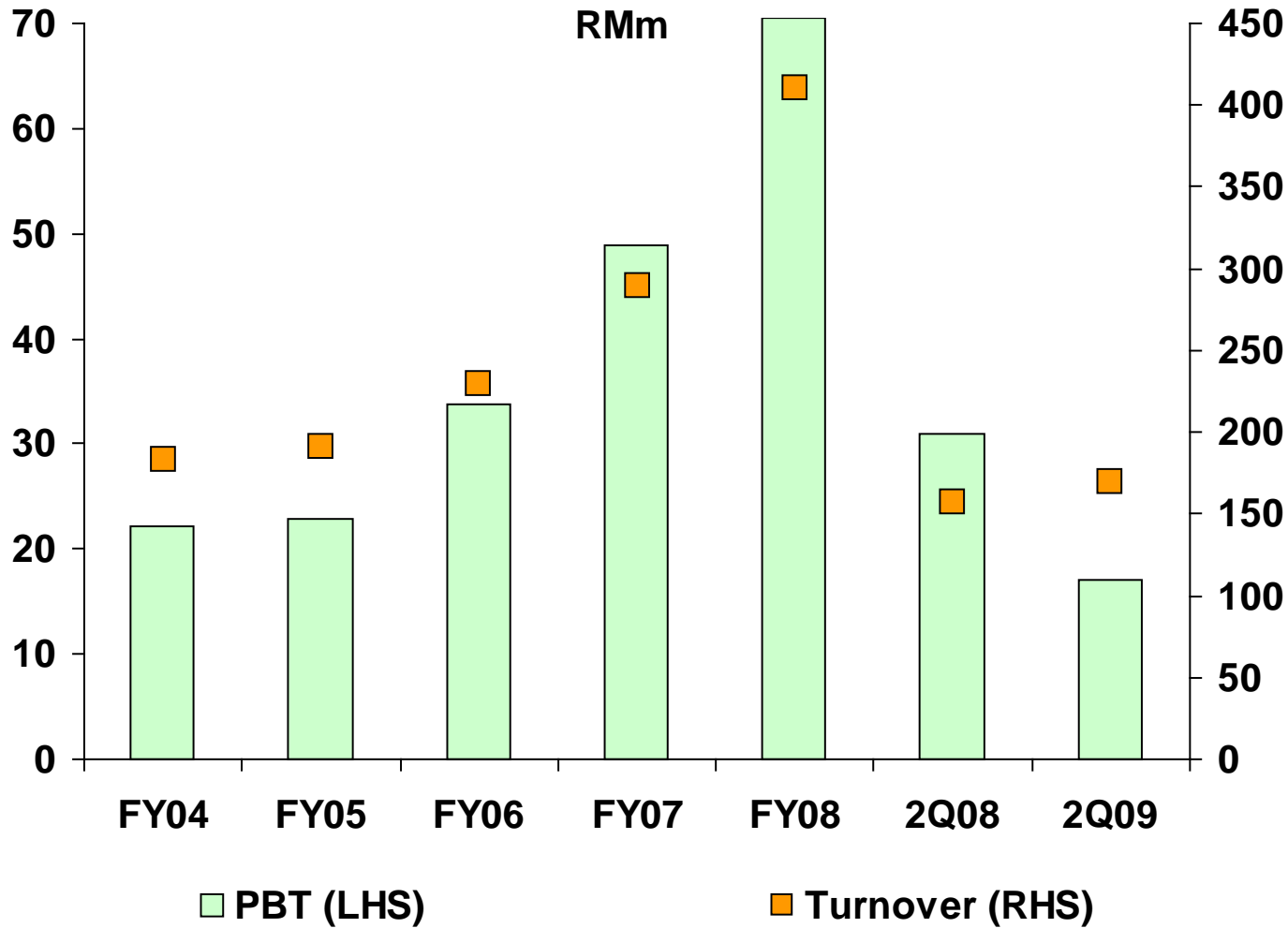


FYE Dec (RMm)	2Q09	2Q08	Chg %	FY08	FY07	Chg %
Revenue	170.7	157.0	+17.6	409.9	289.8	+41.4
Results-Associates & JV	(9.3)	8.4	-210.7	8.8	-	-
PBT	17.2	31.3	-12.7	70.6	48.9	+44.4
Net Profit	18.1	28.4	-3.5	62.9	46.7	+34.7
Net Profit After MI	17.2	28.1	-8.1	60.7	46.5	+30.5
PBT Margin (%)	10.1	19.9		17.2	16.9	
Net Profit Margin (%)	10.6	18.1		15.3	16.1	

- Higher revenue with new plantation subsidiary
- Lower profit due to Share of losses by associates and JV
- Tax savings due to pioneer status granted to Modipalm



Financial Highlights



➤ Strong revenue and pretax profit growth track record



Segmental – Engineering and Contracting*



FYE Dec 31 (RMm)	2Q09	2Q08	Chg %	FY08	FY07	Chg %
Turnover	93.1	100.4	+7.3	221.0	216.5	+5.5
Gross profit	16.3	16.4	-0.8	40.6	39.6	+10.8
Gross margin	17.5	16.3		18.4	18.3	

* Refers to engineering and contracting works for palm oil mills, and other projects

- **Sizeable unbilled portion of about RM324m as at end June 09**
 - Equivalent to 1.47 x FY08 project turnover
- **Expect higher revenue for FY09 in view of sizable unbilled contract value**



Current Orderbook (as at June 09)



Projects in hand	Value (RMm)	% Recognition	Unbilled sales (RMm)
Palm oil mill construction			
- Malaysia	258.9	69.2	79.7
- Indonesia	359.5	42.6	206.2
- Papua New Guinea/Other	112.0	87.8	13.7
Others	91.1	72.7	24.9
Total	821.5		324.5



Segmental - Oil Palm Plantation & Milling



In RMm	2Q09	FY08*	FY07
Turnover	26.9	53.2	25.7
Gross profit	11.5	27.0	14.6
PBT	5.9	21.8	12.8
Production statistics:-			
-Mature area (ha)	7,240	7,240	2,560
-Yield per ha (t)	8.9	20.1	20.2
-FFB (t)	64,509	145,194	51,626
-Avg FFB price (RM/mt)	417	541	498
Share of result of associates/JV-PAT	(7.0)	6.9	-

- Additional new subsidiary in 3Q08
- Improved FFB yield (FY05-08) resulting from age profile of tress and good agronomic practices
- In-house milling operation
 - Own mill (30MT/hr) to begin operation in FY09 for Sachiew Plantation
 - Plan new mill (45MT/hr) for Empresa
- Maiden in-house Modipalm mill strives to set industry benchmark
 - Environmental friendly standard – Zero Discharge of sludge effluent
 - Better quality of oil
 - Better OER performance

* Proportioned for additional new Subsidiary/Associates/JV during the year



Group Balance Sheet

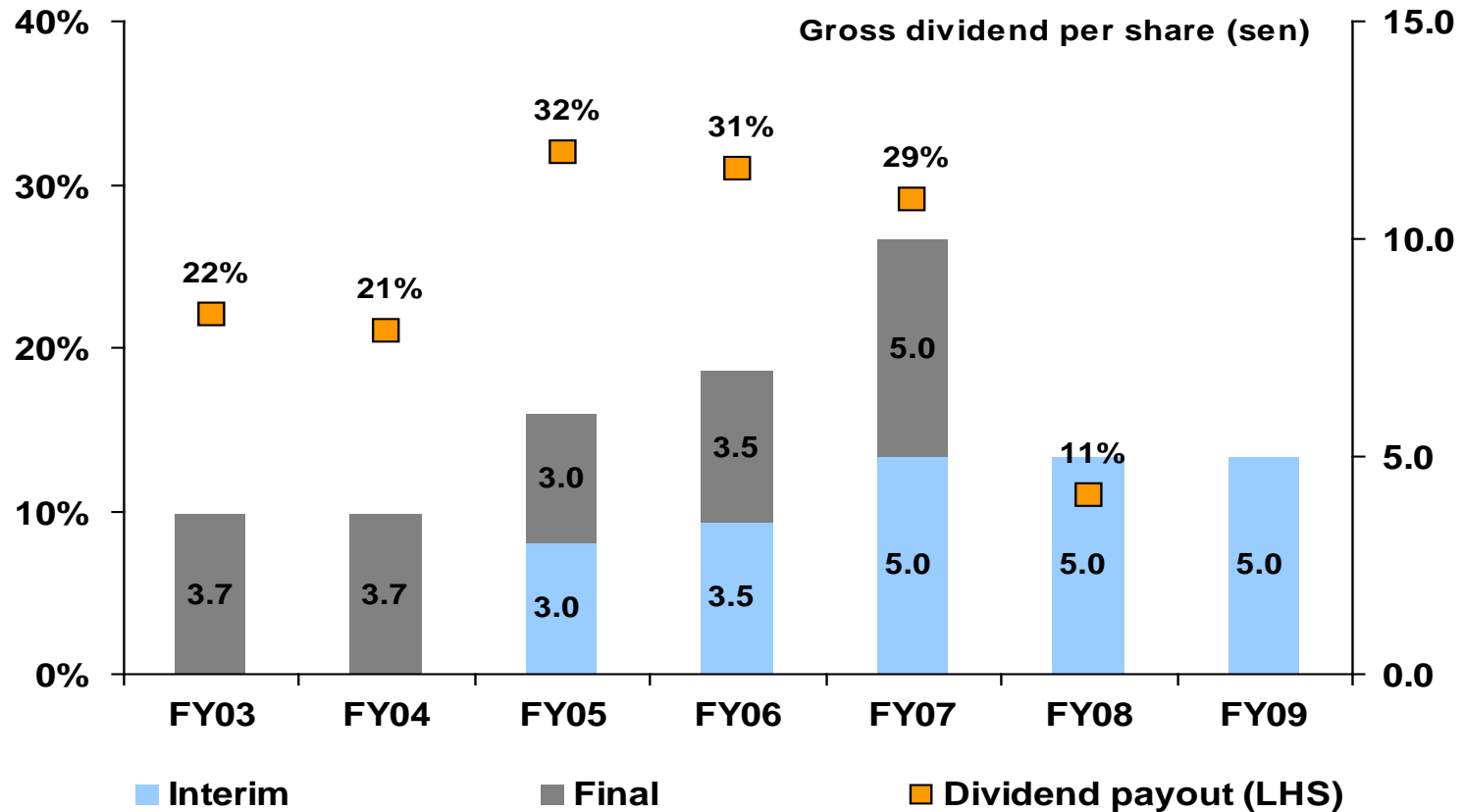


FYE Dec 31 (RMm)	2Q09	FY08
Property, plant & equipment and Investments	270.1	279.2
Goodwill	15.0	15.0
LT Assets	285.1	294.2
Inventories	33.2	48.6
Receivables	141.3	147.3
Cash & Equivalents	16.5	27.5
Current Assets	191.0	223.4
Payables	83.4	112.8
Borrowings	66.6	64.2
Current Liabilities	150.0	177.0
Share capital	68.8	68.8
Reserves	157.2	149.1
Shareholders' Fund	226.0	217.9
Minority interest	5.3	4.3
Borrowings	89.4	113.0
Other deferred liabilities	5.4	5.4
LT Liabilities	94.8	118.4

Strong OCF generation

- **Net gearing ratio at about 62% - Financing proposed acquisitions in FY08**
- **Strong ROE of 28% in FY08**





- To maintain one-third of net profit as dividend
- Proposed interim dividend of 10% for YF09
- Average dividend payout of 25 % for past 5 years



- **Focus on increasing orderbook for Modipalm mills**
 - Existing orderbook is about 1.5 x FY08 project turnover
- **Developing new market segment - older and under-performing mills**
 - Modipalm mill offers an effective solution for replacement and upgrading
- **Capacity expansion in place to accommodate strong demand**
- **Oil palm plantation**
 - Improving FFB yield and higher efficiency
 - Proposed acquisitions completed in FY08
 - Full profit contribution from newly acquired plantation companies in FY09
- **Construction of own mill**
 - Adopting environmentally friendly new Modipalm technology
 - Maiden milling profit from FY09 onwards for Sachiew's mill
 - Construction in progress for Empresa's new mill

- Thank You -

